

Produce your own eggs

Eggs are a very valuable source of protein. It is especially good for children, as it contains the protein and vitamins necessary for normal growth.

It is not so difficult to build and manage your own affordable household egg production unit. You can start small to feed your family first. Later you can increase the size of your production unit. This will allow you to sell eggs to your neighbours and the community, or you can even sell your eggs on the local market.

Good reasons to keep hens

- By keeping nine to 12 hens, you can provide your family with eggs, without having to buy them.
- One hen will lay up to six eggs per week.
- If you have ten hens, they will lay between eight and ten eggs per day. You can sell five eggs to pay for the hens' feed, while the other eggs can be used for your household.

What hens should you buy?

You can buy day-old chicks and rear them yourself, but this is expensive and chicks die easily. It is better to buy young hens. These are around 18 to 19 weeks old and are called point-of-lay pullets. This means that they are ready to start laying eggs.

Buy good quality hens that are vaccinated against the known poultry diseases. The best layer breeds to buy are Amberlink or Hy-line hens. They will start laying within two weeks after you have bought them. The first eggs, known as pullet eggs, will be small, but will become larger after about two months.

Later in the year (after around six or seven months) egg production can go down and your hens will start laying less eggs. These hens will then give you less eggs, but will cost you the same to feed, and will therefore become less economical. Keep your hens only for a year, and then you can slaughter them for meat, or sell them.

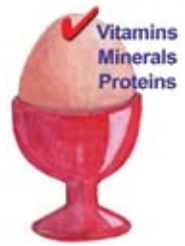
But before you slaughter your hens or sell them, remember to order your new pullets. This must be done around four months before slaughtering your hens. In other words, if you bought your first set of pullets in January, they should start laying eggs in March.

Their best production would be just after the middle of the year in July. Then their production will decline and you will probably slaughter or sell them in December or January. This means that you will have to order your new pullets in August or September, depending on when you plan to slaughter or sell your hens.

It will be a great help if you noted everything on a calendar, so that you can do proper planning to keep your business going.

In the next edition of *Ubisi Mail*, we will show your how to build a cage for your new hens. [UM](#)

Egg production



Eggs are good for you and contain lots of protein and vitamins. You can also sell eggs.

A hen lays about 6 eggs a week. Ten hens will lay 8 to 10 eggs a day. Use 5 eggs for your family and sell 5 eggs to pay for the feed.

Example of planning

- **January:** Buy young hens. They will start to lay within two weeks.
- **August:** Order new young hens.
- **December:** When young hens start to lay eggs you can sell or slaughter the old hens.


Eierproduksie

Eiers is gesond en bevat baie proteïene en vitamienes. Jy kan ook eiers verkoop.

'n Hen lê ongeveer 6 eiers per week. Tien henne sal 8 tot 10 eiers per dag lê. Gebruik 5 eiers vir jou gesin en verkoop 5 eiers om vir die hoendervoer te betaal.

Só kan jy beplan

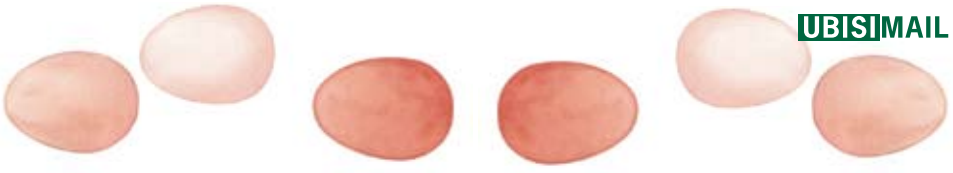
- **Januarie:** Koop jong henne. Hulle sal binne twee weke begin eiers lê.
- **Augustus:** Bestel nuwe jong henne.
- **Desember:** Wanneer jong henne begin eiers lê, kan jy die ouer henne verkoop of slag.



Uveliso lwamaqanda

Amaqanda akulungele yaye aneeproteni neevithamini ezininzi. Unganakho nokuwathengisa amaqanda.

Isikhukukazi sizalela malunga namaqanda amathandathu (6) ngeveki. Izikhukukazi ezilishumi (10) ziya kuzalela amaqanda asibhozo (8) ukuya kwalishumi (10) ngemini. Sebenzisa amaqanda amahlanu (5) kusapho lwakho uze uthengise amaqanda amahlanu (5) ukwenzela ukuhlawulela ukutya kweenkuku.



Umzekelo wesicwangciso

- **EyoMqungu/Janyuwari:** Thenga amathokazi eenkuku. Aya kuqala ukuzalela zingaphelanga iiveki ezimbini.
- **EyeThupha/Agasti:** Oda amathokazi eenkuku amatsha.
- **EyoMnga/Disemba:** Akuba amathokazi eenkuku eqalile ukuzalela amaqanda, ungazithengisa okanye uzixhele izikhukukazi.

Ukukhiqiza amaqanda

Amaqanda akulungele futhi aqukethe amaphrotheni namavithamini amaningi. Ungakwazi nawe ukuthengisa amaqanda.

Isikhukukazi sibekela amaqanda acishe abe yi-6 ngeviki. Izikhukukazi eziyi-10 zizakubekela amaqanda ayi-8 ukuya kwayi-10 ngosuku. Sebenzisa amaqanda ama-5 emndenini wakho bese uthengisa amaqanda ama-5 ukukhokhelela ukudla kwezinkukhu.

Isibonelo sohlelo

- **Ngo-Januwari:** Thenga izikhukukazi ezisezincane. Zizoqala ukubekela amaqanda emavikini amabili.
- **Ngo-Agasti:** Faka i-oda yezikhukukazi ezintsha ezisezincane.
- **Ngo-Disemba:** Uma izikhukukazi ezisezincane ziqala ukubekela amaqanda ungathengisa noma uhlabe izikhukukazi ezindala.

Tliahiso ya mahe

Mahe a molemo mme a na le diprotheine tse ngata le divithamine. O ka nna wa a rekisa.

Kgoho ya sethole e behela mahe a 6 ka beke; dithole tse 10 di tla behela mahe a 8 – 10 ka letsatsi. Sebedisa mahe a 5 sebakeng sa lelapa la hao mme o rekise mahe a 5 ho lefella dijo tsa tsona.

Mohlala wa moralo

- **Pherekong:** Ithekele dithojana. Di tla qala ho behela bekeng tse pedi.
- **Phato:** Ithekele dithojana tse nnyane.
- **Tshitwe:** Ha dithojana di qala ho behela o ka rekisa kapa wa hlaba dithole tse hodileng. 